

# AREA PLAN

## 8-11 THE CRESCENT

LONDON, EC3N

### Fifth Floor

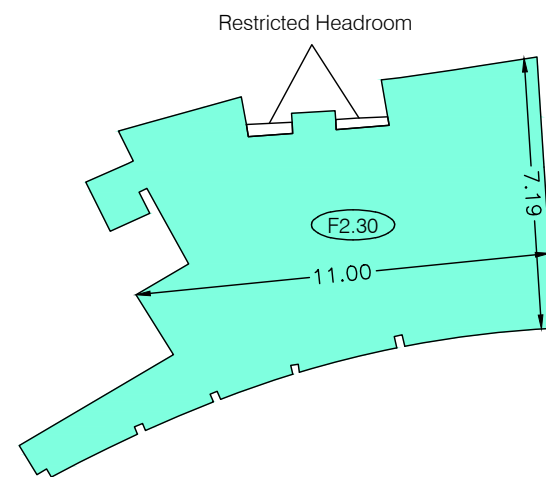
#### Net Internal Area

	OFFICE	79.4 sq m	855 sq ft
---	--------	-----------	-----------

**TOTAL NIA:** **79.4 sq m** **855 sq ft**


The following have been EXCLUDED from the TOTAL NIA:

Restricted Headroom	0.7 sq m	8 sq ft
---------------------	----------	---------



### THE CRESCENT

#### LEGEND

 FLOOR TO FALSE CEILING HEIGHT (METRES)

**Dwg No.** **46036-A5**


Issue A October 2020

Scaled for presentation purposes

**Plowman Craven**

Regulated by RICS



 +44(0)1582 765566

 [www.plowmancraven.co.uk](http://www.plowmancraven.co.uk)

#### Condition of Site:

**Occupied**  
Vacant  
Under Construction  
**Heavy Fit-Out**  
Cat A Fit-Out  
Shell & Core

#### Notes:

This drawing complies with the RICS Code of Measuring Practice, 6th edition (September 2007) and the Globally applicable 6th Edition (May 2015). It indicates the extent of the areas quoted, produced to an accuracy commensurate with standard presentation scales. It is held in a scaled digital CAD format.

#### Revisions:

A - Original Issue (October 2020)


# AREA PLAN

## 8-11 THE CRESCENT

LONDON, EC3N

### Fourth Floor

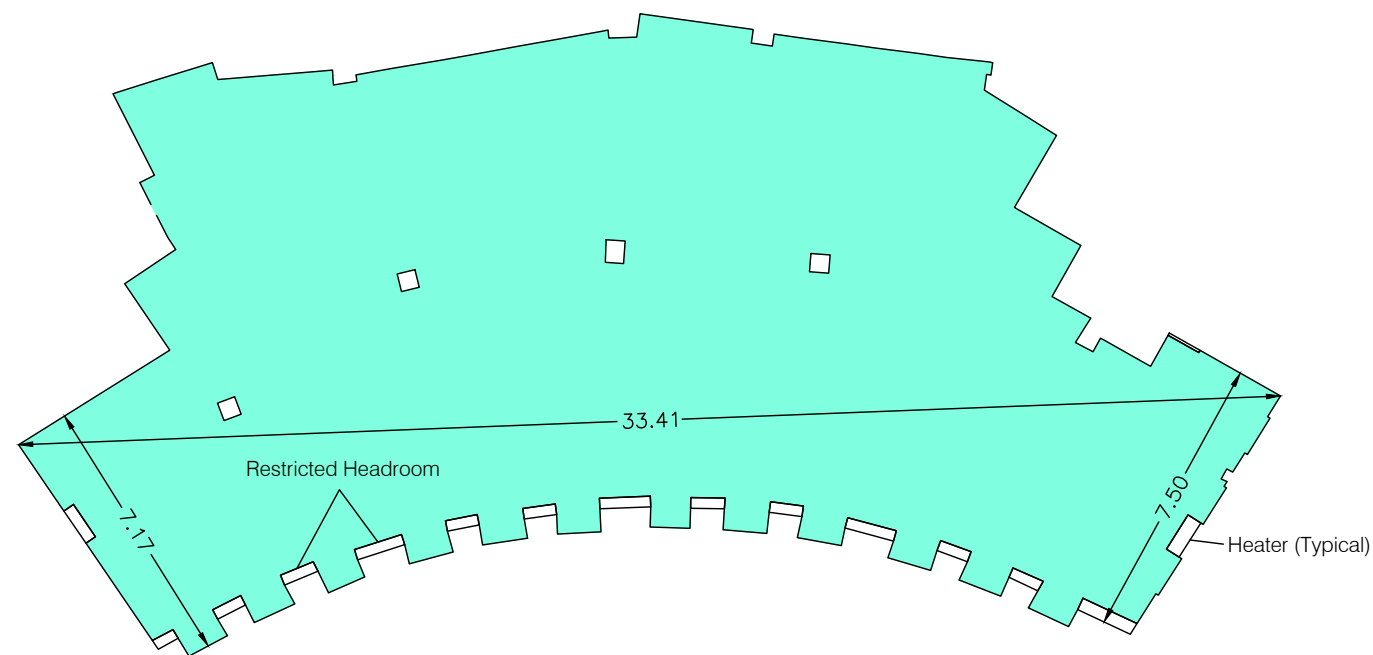
#### Net Internal Area

	OFFICE	357.1 sq m	3844 sq ft
---	--------	------------	------------

**TOTAL NIA: 357.1 sq m 3844 sq ft**

The following have been EXCLUDED from the TOTAL NIA:

Heaters	0.7 sq m	8 sq ft
Restricted Headroom	3.8 sq m	41 sq ft



### THE CRESCENT

Condition of Site:  
**Occupied**  
Vacant  
Under Construction  
**Heavy Fit-Out**  
Cat A Fit-Out  
Shell & Core

Notes:  
This drawing complies with the RICS Code of Measuring Practice, 6th edition (September 2007) and the Globally applicable 6th Edition (May 2015). It indicates the extent of the areas quoted, produced to an accuracy commensurate with standard presentation scales. It is held in a scaled digital CAD format.  
Dashed line denotes assumed wall line. Wall line inaccessible due to tenant fixtures and fittings.

Revisions:  
A - Original Issue (October 2020)

**Dwg No. 46036-A4**

Issue A October 2020

Scaled for presentation purposes

**Plowman Craven**

Regulated by RICS



T +44(0)1582 765566 W www.plowmancraven.co.uk


# AREA PLAN

## 8-11 THE CRESCENT

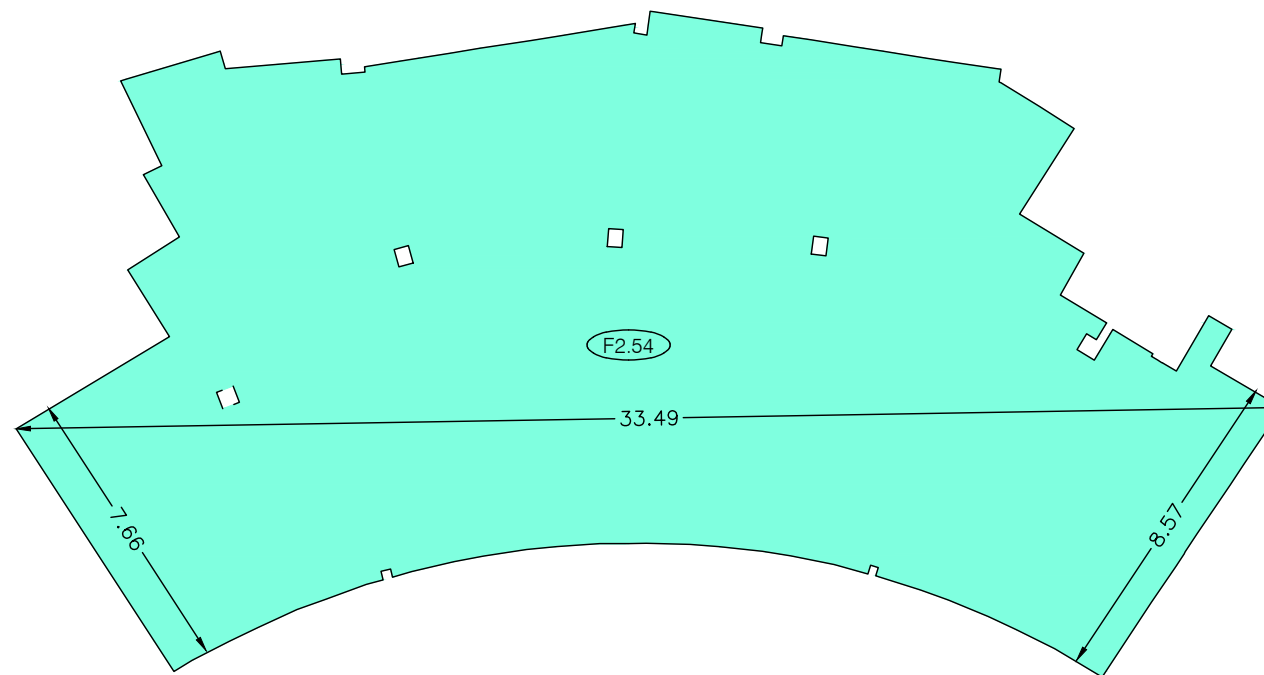
LONDON, EC3N

### Third Floor

#### Net Internal Area

	OFFICE	383.8 sq m	4131 sq ft
---	--------	------------	------------

**TOTAL NIA:** **383.8 sq m** **4131 sq ft**



THE CRESCENT

**Dwg No.**

**46036-A3**

Issue A

October 2020

Scaled for presentation purposes

Condition of Site:

**Occupied**  
Vacant  
Under Construction  
**Heavy Fit-Out**  
Cat A Fit-Out  
Shell & Core

Notes:

This drawing complies with the RICS Code of Measuring Practice, 6th edition (September 2007) and the Globally applicable 6th Edition (May 2015). It indicates the extent of the areas quoted, produced to an accuracy commensurate with standard presentation scales. It is held in a scaled digital CAD format.

Dashed line denotes assumed wall line. Wall line inaccessible due to tenant fixtures and fittings.

Revisions:

A - Original Issue (October 2020)

**Plowman Craven**

Regulated by RICS



T +44(0)1582 765566

W www.plowmancraven.co.uk


# AREA PLAN

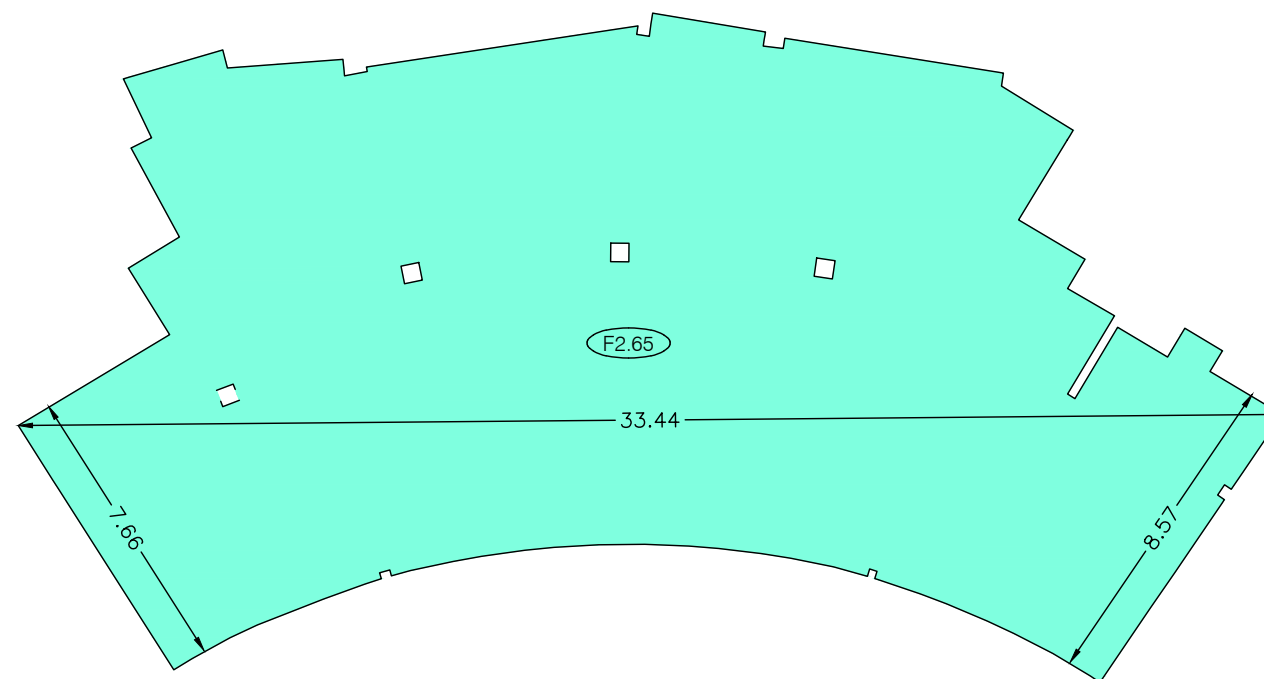
## 8-11 THE CRESCENT

LONDON, EC3N

### Second Floor

#### Net Internal Area

	OFFICE	384.2 sq m	4135 sq ft
<b>TOTAL NIA:</b>		<b>384.2 sq m</b>	<b>4135 sq ft</b>



THE CRESCENT

**Dwg No.**

**46036-A2**

Issue A

October 2020

Scaled for presentation purposes

Condition of Site:

**Occupied**  
Vacant  
Under Construction  
**Heavy Fit-Out**  
Cat A Fit-Out  
Shell & Core

Notes:

This drawing complies with the RICS Code of Measuring Practice, 6th edition (September 2007) and the Globally applicable 6th Edition (May 2015). It indicates the extent of the areas quoted, produced to an accuracy commensurate with standard presentation scales. It is held in a scaled digital CAD format.

Dashed line denotes assumed wall line. Wall line inaccessible due to tenant fixtures and fittings.

Revisions:

A - Original Issue (October 2020)

**Plowman Craven**

Regulated by RICS



**T** +44(0)1582 765566

**W** www.plowmancraven.co.uk


# AREA PLAN

## 8-11 THE CRESCENT

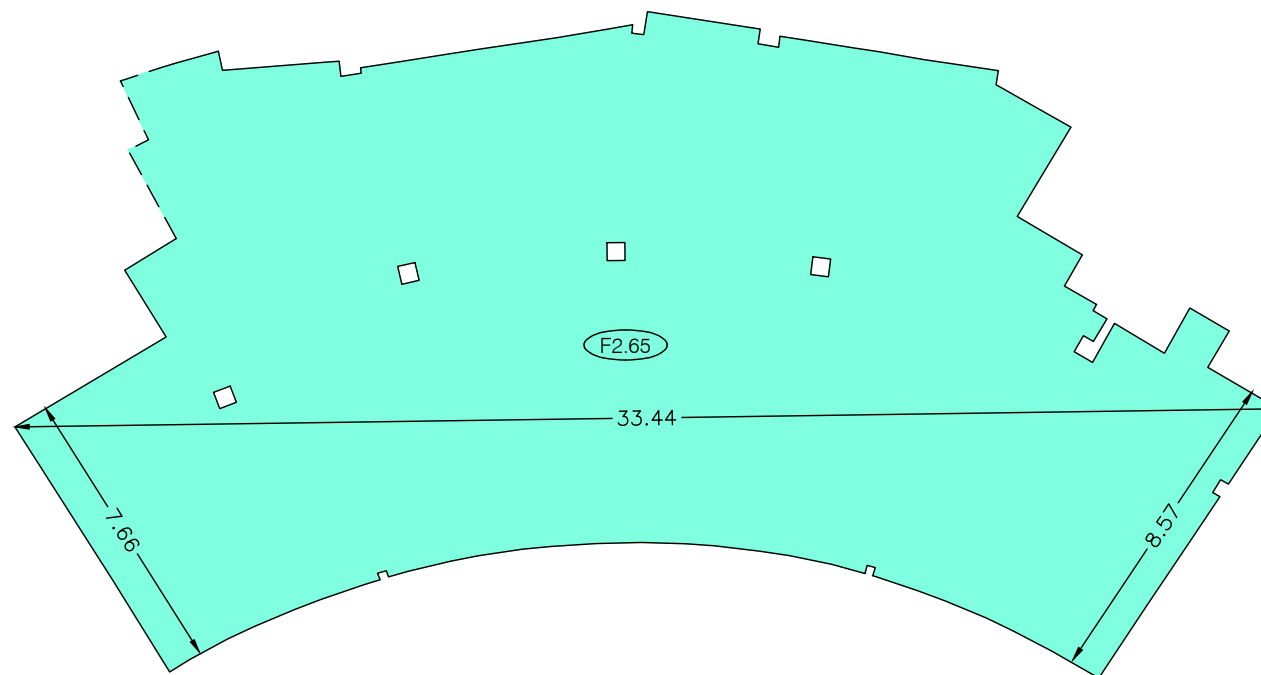
LONDON, EC3N

### First Floor

#### Net Internal Area

	OFFICE	384.5 sq m	4139 sq ft
---	--------	------------	------------

**TOTAL NIA:**            **384.5 sq m**        **4139 sq ft**



THE CRESCENT

**Dwg No.**

**46036-A1**

Issue A

October 2020

Scaled for presentation purposes

Condition of Site:

**Occupied**  
Vacant  
Under Construction  
**Heavy Fit-Out**  
Cat A Fit-Out  
Shell & Core

Notes:

This drawing complies with the RICS Code of Measuring Practice, 6th edition (September 2007) and the Globally applicable 6th Edition (May 2015). It indicates the extent of the areas quoted, produced to an accuracy commensurate with standard presentation scales. It is held in a scaled digital CAD format.

Dashed line denotes assumed wall line. Wall line inaccessible due to tenant fixtures and fittings.

Revisions:

A - Original Issue (October 2020)

**Plowman Craven**

Regulated by RICS



T +44(0)1582 765566

W www.plowmancraven.co.uk



# AREA PLAN

## 8-11 THE CRESCENT

LONDON, EC3N

### Ground Floor

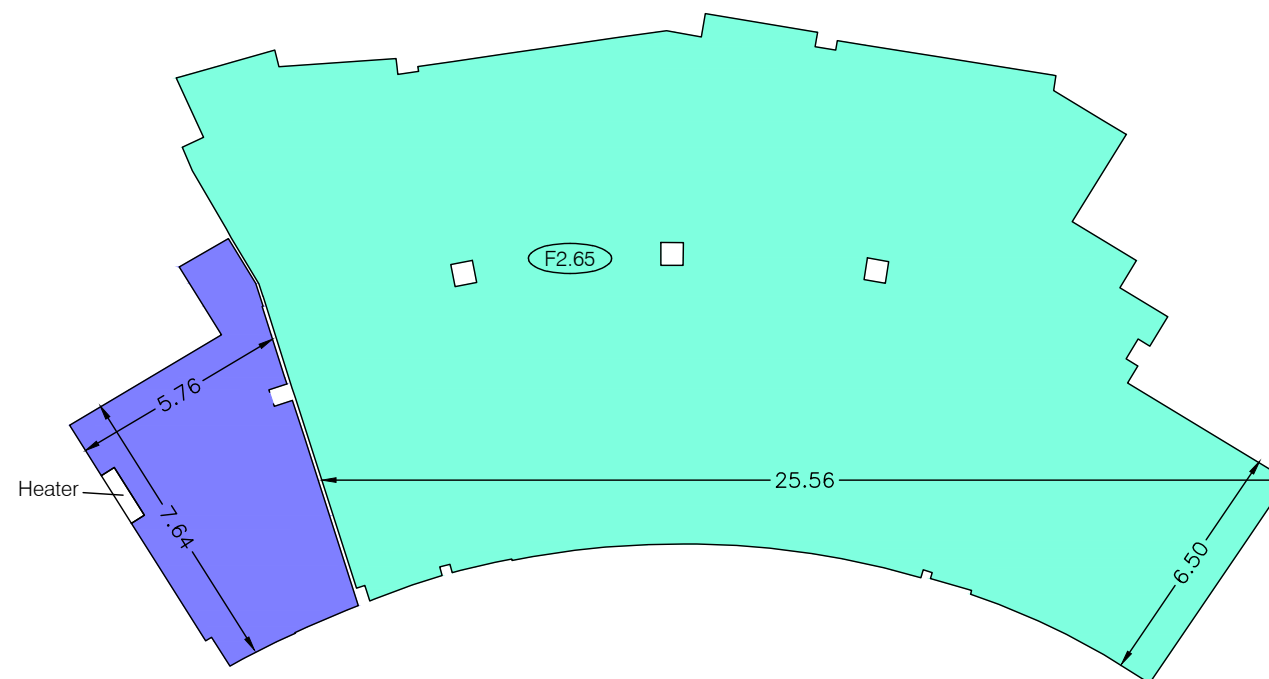
#### Net Internal Area

	OFFICE	330.4 sq m	3556 sq ft
	RECEPTION	40.7 sq m	438 sq ft

**TOTAL NIA: 371.1 sq m 3994 sq ft**

The following have been EXCLUDED from the TOTAL NIA:

Heater	0.6 sq m	6 sq ft
--------	----------	---------



THE CRESCENT

**Dwg No. 46036-AG**

Issue A October 2020

Scaled for presentation purposes

**Plowman Craven**

Regulated by RICS



T +44(0)1582 765566 W www.plowmancraven.co.uk

Condition of Site:

**Occupied**  
Vacant  
Under Construction  
**Heavy Fit-Out**  
Cat A Fit-Out  
Shell & Core

Notes:

This drawing complies with the RICS Code of Measuring Practice, 6th edition (September 2007) and the Globally applicable 6th Edition (May 2015). It indicates the extent of the areas quoted, produced to an accuracy commensurate with standard presentation scales. It is held in a scaled digital CAD format.

Dashed line denotes assumed wall line. Wall line inaccessible due to tenant fixtures and fittings.

Revisions:

A - Original Issue (October 2020)


# AREA PLAN

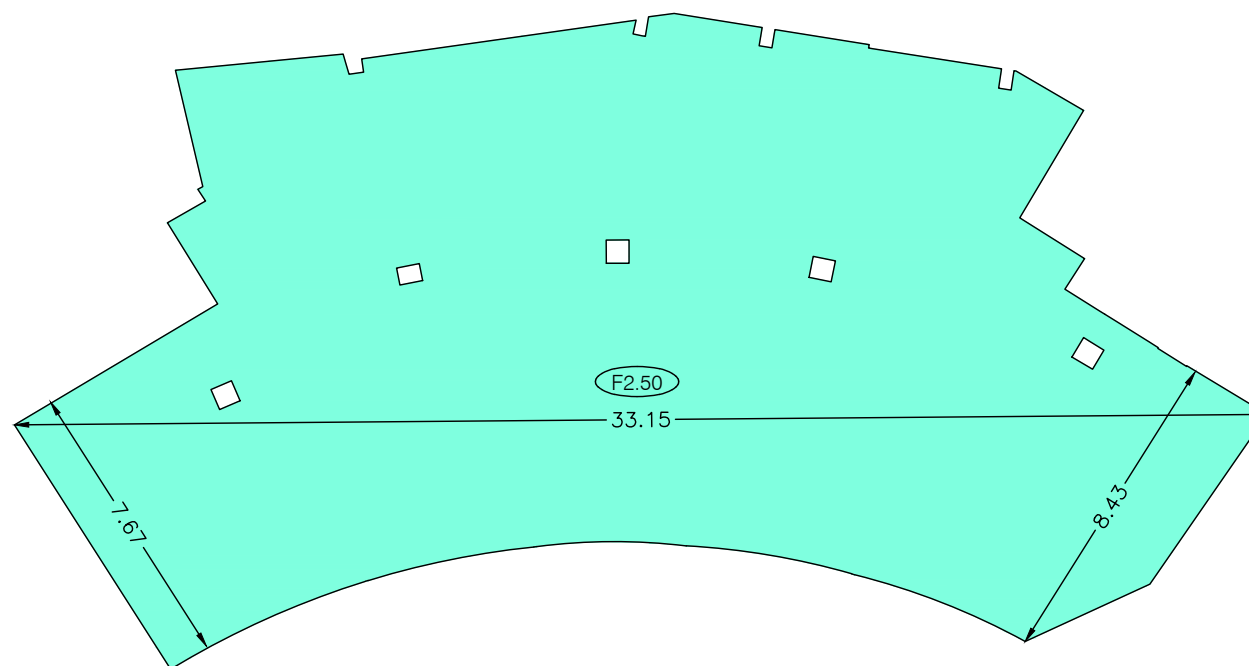
## 8-11 THE CRESCENT

LONDON, EC3N

### Lower Ground Floor

#### Net Internal Area

	OFFICE	373.0 sq m	4015 sq ft
<b>TOTAL NIA:</b>		<b>373.0 sq m</b>	<b>4015 sq ft</b>



THE CRESCENT

**Dwg No.** 46036-ALG

Issue A October 2020

Scaled for presentation purposes

**Plowman Craven**

Regulated by RICS



T +44(0)1582 765566 W www.plowmancraven.co.uk

Condition of Site:

**Occupied**  
Vacant  
Under Construction  
**Heavy Fit-Out**  
Cat A Fit-Out  
Shell & Core

Notes:

This drawing complies with the RICS Code of Measuring Practice, 6th edition (September 2007) and the Globally applicable 6th Edition (May 2015). It indicates the extent of the areas quoted, produced to an accuracy commensurate with standard presentation scales. It is held in a scaled digital CAD format.

Revisions:

A - Original Issue (October 2020)